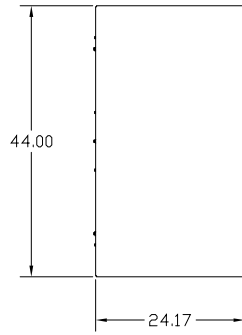
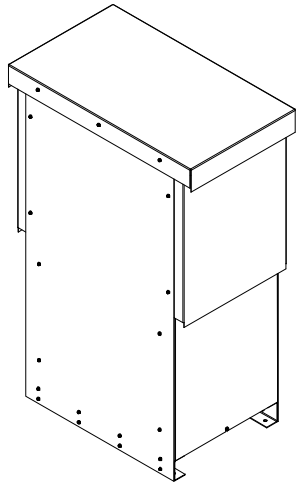


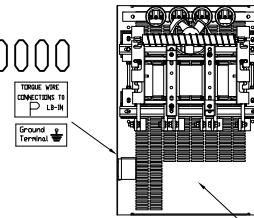
GENERAL PURPOSE, 1/3R, COLOR: WHITE.

FOR SCHEMATIC SEE DWG# 26941

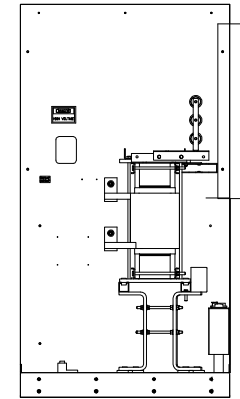
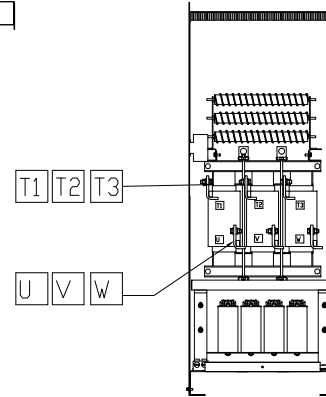
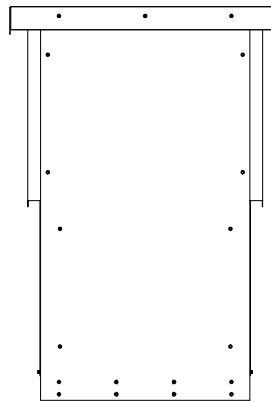
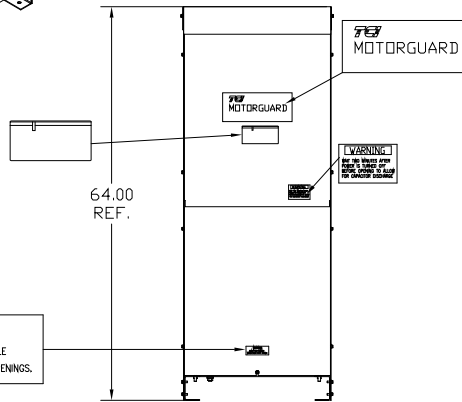
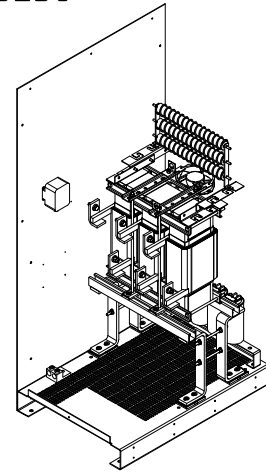
APPROX WT: 675LBS



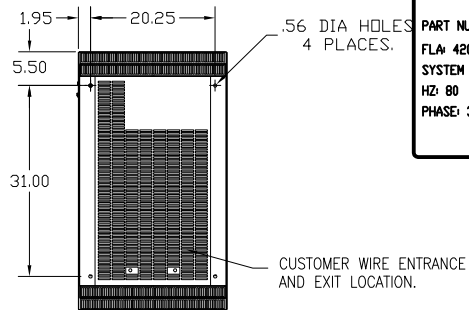
NUMBER: KMG420CG3R00000



CUSTOMER WIRE ENTRANCE AND EXIT LOCATION.



WARNING  
DO NOT PLACE FLAMMABLE  
MATERIALS NEAR EXHAUST OPENINGS.



KMG HIGH PERFORMANCE OUTPUT FILTER	
PART NUMBER: KMG420CG3R0000	DRAWING#: 103932DG
FLA: 420	SYSTEM VOLTAGE: 600V
HZ: 80	SCHEMATIC: 26941
PHASE: 3	ENCLOSURE TYPE: 1/3R
MOTORGUARD	

CUSTOMER IS RESPONSIBLE FOR INSTALLATION TO MEET ALL NATIONAL AND LOCAL ELECTRICAL CODES.

			TOLERANCES (EXCEPT AS NOTED)	W132 N10611 GRANT DRIVE GERMANTOWN, WI. 53022										
			DECIMAL .XX ± .02 .XXX ± .01											
			FRACTIONAL ± 1/32	KMG, LRC FILTER, STANDARD 420AMPS, 600/3/80, 1/3R										
			ANGULAR ± 1/2°	<table border="1"> <tr> <td>DWG NO</td> <td>103932DG</td> </tr> <tr> <td>SCALE</td> <td>TO FIT</td> </tr> <tr> <td>DATE</td> <td>02/05/09</td> </tr> <tr> <td>BY</td> <td>DSW</td> </tr> <tr> <td>APPROV</td> <td>D</td> </tr> </table>	DWG NO	103932DG	SCALE	TO FIT	DATE	02/05/09	BY	DSW	APPROV	D
DWG NO	103932DG													
SCALE	TO FIT													
DATE	02/05/09													
BY	DSW													
APPROV	D													
A	3251 TOP WAS 42"	1/7/15	BWM											
NO	REVISION	DATE	BY											